

DOWNLIGHTS

POINT Ø 72

VERY THIN DOWNLIGHTS

Ultra-thin recessed LED ceiling light with symmetrical light distribution on a wide beam. A sanded glass diffuser ensures a uniform light distribution. Very low installation depth required. Round frame.

DIMENSIONS:

Ø 72 mm / 2.83 in (diameter)
16 mm / 0.63 in (height)
Ø 55 mm / 2.17 in (recessed hole)

WEIGHT:

0.09 Kg. / 0.2 Lbs.

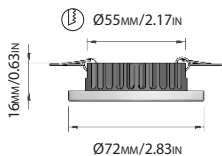
MATERIALS:

Body: ALUMINUM
Frame: AISI 316L Stainless Steel
Protective glass: PC

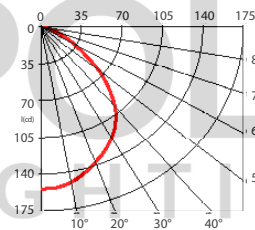


Note : Driver not included. CSL

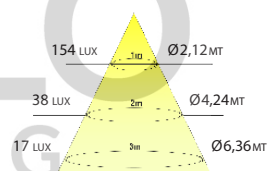
*LUMEN&LUXFLOWDATARELATIVETOCSLVERSIONLEDLCRI80/3000K



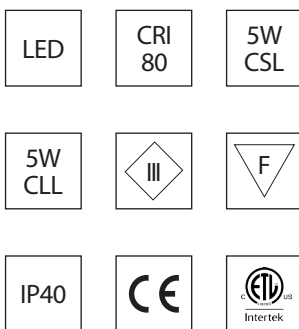
LUMEN 328



LUX 154 @ 1 MT.



BEAM 93° AMPLITUDE:



Model Specifics:

Model Code:	Watt:	Lumen:	Lm/W:	Beam:	CRI:
20POINT01	5	328	75	93°	80

Variable product codes:

* ADD THE VARIABLE CODES TO THE ITEM MASTER CODE.

Power supply:

Code: N (Vf 9 If 500 - CSL)
Code: D (24 v DC - CLL)

Color Temperature:

Code: 2 (2700 Kelvin)
Code: 3 (3000 Kelvin)

Finishes:

Code: SS (S/Steel AISI 316L)
Code: LA (Laquered RAL 9010)

